



Sure Temp™ Heated Hose Assemblies

Engineered Solutions For Pipe Motion

Canada 
www.thorburnflex.com

Sure Temp™ Electrically Heated Hose



Electrically heated hoses are used wherever a liquid, viscous or melted medium has to be transported from one place to another without losing the temperature. The hose is designed to regulate the temperature of the process fluid entering the hose assembly as it passes through the hose. This is usually required to prevent solidification or an increase in the fluid viscosity. A heating element is spirally wrapped around the hose assembly to regulate the temperature. This self regulating heating element requires a sensor and controller to maintain a specific temperature. Electrical heating, as opposed to steam heating, is preferred because it is more convenient, more controllable and more readily available.



Thorburn's Sure-Temp™ hose assembly

Sure-Temp™ with its precise construction using PTFE tubing, stainless steel braided reinforcement and high-performance insulation, provides an internally uniform temperature that is stable throughout the length of the hose, together with great flexibility and sturdiness. When it is necessary to maintain the product temperature at a predefined value, Sure-Temp™ electrically heated hose assemblies provide a constant temperature of the material conveyed through to the application site, without the material temperature being influenced by ambient temperatures and heat losses along the way.


Sure-Temp™ heated hoses are used to:

- Keep media fluid for processing
- Achieve their optimum properties for processing
- Avoid condensation of gaseous media
- Process in a more productive way (robotic applications)
- Ensure consistent quality in manufacturing
- Connect moving parts and devices



Manufacturing Sure-Temp™ electrically heated hose assembly

Sure Temp™ Electrically Heated Hose



Performing quality check of Sure-Temp™ hose



Custom end fitting on Sure-Temp™ hose assembly

Features & Benefits:

- Easily drained and cleaned
- High mechanical resistive strength
- Uniform heating prevents hot spots
- External temperature controller
- Greatest variety of end fittings for electrically heated hose assemblies
- J or K thermocouplers available
- Standard voltage 120V, 220V, 480V & 600V
- Optional built in temperature control

Specifications:

Heated Pressure Hoses Gas Analysis:

Frost protection/holding temperatures | 5°C to 450°C

Nominal ID | 4mm to 50mm

Typical Design Pressures | Full vacuum to 300 psi (20 bar)

Heated Pressure Hoses Liquid Service:

Frost protection/holding temperatures | 5°C to 250°C

Nominal ID | 8mm to 200mm


Typical Design Pressures | Full vacuum to 300 psi (20 bar)

Sure Temp™ Electrically Heated Hose Assemblies

Available with Factory Mutual Approval for use in Class 1, Div. 2, Group D areas

Sure Temp™ Electrically Heated Hose Construction

Thorburn's Sure Temp™ technology offers the industry the widest range of custom built electrically heated hose assemblies. Sure Temp™ capabilities range from basic freeze protection and gas sampling to transferring viscous materials at precise and uniform temperatures. This enables loading/unloading of oil, fat, resins, paint, bitumen, adhesives, compounds and foods with maximum efficiency, without temperature loss.



1 Hose Core:
Hose core selection is based on the maximum operating pressure, operating temperature and specific application. The hose inner core is comprised of extruded PTFE, 0.030" or 0.040" wall thickness, which offers exceptional resistance to temperature cycling and kinking.

- Smooth Bore TS Hose Series - Pressure applications
(See page 7 for details)
- Corrugated TC Hose Series - Loading/unloading applications
(See pages 49 to 57 for details)
- Rubber TR Hose Series - Loading/unloading applications
(See page 37 for details)
- Corrugated Metallic Hose - Elusive gases and cryogenic/high temperature >200°C transfer applications
(Please refer to Thorburn's Metallic Hose Catalog pages 5 to 16 for details)



TS Series Hose



TC Series Hose



TR Series Hose



Metal

Sure Temp™ Electrically Heated Hose Construction

- 2 **Temperature Sensor:**
The temperature sensor is helically wound around the hose core between the heating cable and helps the temperature controller regulate heat on the hose. 2-wire technology is standard and can be integrated with thermocoupler type K or J.
- 3 **Heating Cable:**
The heating cable is comprised of a strong nickel alloy. The power of the heating cable depends on the temperature that must be maintained. Available in single or 3 phase 120V, 240V, 480V & 600V.
- 4 **Spacer:**
The spacer is made of braided glass fiber and provides reliable protection for the heating cable against mechanical damage. Optional aluminum foil can be added to the spacer for better heat distribution.
- 5 **Thermal Insulation:**
The selection of thermal insulation depends on working temperature.
 - EPDM foam - up to 100°C
 - Silicone foam - up to 250°C
 - Fiberglass or silica cloth - high temperatures above 250°C
- 6 **Outer Jacket:**
The outer jacket provides the hose protection against external elements such as weather, humidity and abrasion. Selection of the outer jacket depends upon application, bend radius and ambient temperature.
- 7 **End Caps:**
The end caps are used to seal off both ends of the heated hose and provide strain relief for the connection cable. Standard end caps are made of silicone, EPDM, plastic (polyamide) and galvanized metal.
- 8 **Connection Cable:**
The electrically heated hose is equipped with a connecting cable 1,5 m long (standard) with or without plug. Plugs are 5 pin (<20A standard) and 7 pin (<10A) configurations.
- 9 **Fitting to End Joint:**
The fitting to end joints are a progressive swage or crimp design. Fittings include Female and Male NPT, Female and Male 37° JIC Swivel, Tube stub, Cam & Groove, Sanitary Flange, BSPP, Metric and many other fitting to end joints options.



Installing inner insulation on Sure-Temp™ hose



Preparing Sure-Temp™ hoses for shipment



EPDM



Silicone



Plastic



Metal

Sure Temp™ Electrically Heated Hose Applications



Robotic automotive bonding machine

Plastics processing

- Injection molding
- Extrusion, co-extruders
- Mold-making

Adhesives and dosing systems

- Hot-melt equipment
- Adhesive robots
- Packaging equipment
- Dosing equipment

Surface technology

- Bitumen plants
- Spray-coating plants
- Airless equipment

Isolation technology

- Packaging foam equipment
- PUR foam equipment

Process and environmental technology

- Exhaust gas stations
- Exhaust gas measurement technology
- Sampling probes
- Flue gas analytical
- Emission measurements

Chemical thermal process engineering

- Heavy fuel oil systems
- Chemical pipelines
- Fluid metals
- Silo heating systems

Transportation technology

- Transfer and delivery hoses
- Silo and levelling hoses

Plant and apparatus engineering

- Filling and sealing equipment
- Food processing
- Tool heating

How to Order Thorburn Sure-Temp™ Hose Assemblies

Hose Type	Size ID X OAL	Hose Core	Sensor	Sensor Position	Heating Cable	Spacer
HHS	10X24	TS11	STP100	SP300	HC1	S1
<p>HHS = Single heated hose</p> <p>HHM2 = Double heated hose</p> <p>HHM3 = Triple heated hose</p> <p>HHM4 = Quad. heated hose</p>	<p>For special length or size please specify</p>	<p>TS Series Smooth Bore PTFE Hose</p> <p>TS11 TS12 TSX16 TSX17 TSX18 TR40</p> <p>TC Series Convoluted Bore PTFE Hose</p> <p>TC72 TC76 TC85 TC87 TC92 TC96 TC97 TC98 TN33 TN34 TP31 TP32</p>	<p>2 Wire Type SPT-100 = 2 Wire (Standard)</p> <p>SPT-25 SPT-50 SPT-200 SPT-500 SPT-1000</p> <p>3 Wire Type SPT-1003W</p> <p>4 Wire Type SPT-1004W</p> <p>Thermocouple STCK = Type K (NiCr-Ni) STCJ = Type J (Fe-CuNi)</p>	<p>SP300 = 300mm (Standard) SP500 = 500mm (Optional) SP600 = 600mm (Optional)</p> <p>Sensor Position is upstream of the power connection</p>	<p>HC1 = PTFE insulating cable (C/W Protective conducting braiding)</p> <p>HC2 = Self regulating (up to 100°C)</p>	<p>S1 = Braided Glass Fiber</p>
<p>04 = 1/4 (6mm) X 12 (300mm)</p> <p>06 = 3/8 (10mm) X 24 (600mm)</p> <p>08 = 1/2 (12mm) X 36 (900mm)</p> <p>10 = 5/8 (16mm) X 40 (1000mm)</p> <p>12 = 3/4 (19mm) X 48 (1200mm)</p> <p>16 = 1 (25mm) X 60 (1500mm)</p> <p>20 = 1 1/4 (32mm) X 80 (2000mm)</p> <p>24 = 1 1/2 (40mm) X 88 (2200mm)</p> <p>32 = 2 (50mm) X 100 (2500mm)</p> <p>40 = 2 1/2 (63mm) X 108 (2700mm)</p> <p>48 = 3 (80mm) X 120 (3000mm)</p> <p>64 = 4 (100mm) X 128 (3200mm)</p> <p>96 = 6 (150mm) X 140 (3500mm)</p> <p>160 = 10 (250mm) X 148 (3700mm)</p> <p>196 = 12 (300mm) X 160 (4000mm)</p>						

Sure Temp™ Electrically Heated Hose Applications



Freeze protected chemical loading/unloading



Spraying equipment



Filling Machine



Plastic injection machine



Industrial gluing machine



Flue gas analysis

Spacer Option	Insulation	Outer Jacket	End Caps	Connection Fittings	Connection Cable	Voltage
AF	I3	056	EC2	XX	7	115
<p>AF = Aluminum Foil (For improved heat distribution)</p> <p>If not required, leave blank</p>	<p>I1 = Multi-Layered Thermal Fleece</p> <p>I2 = Silicone Foam</p> <p>I3 = EPDM Foam</p> <p>I4 = Glass Silica & Silicone Foam</p>	<p>051 = Corrugated Rubber</p> <p>052 = Corrugated Plastic</p> <p>053 = 304SS Braid</p> <p>054 = Nylon Braid</p> <p>055 = Polyamide Braid</p> <p>056 = Silicone</p> <p>057 = Corrugated 321 Metal Hose</p>	<p>EC1 = Silicone</p> <p>EC1T = Silicone (+ Terminal Housing)</p> <p>EC2 = EPDM</p> <p>EC2T = EPDM (+ Terminal Housing)</p> <p>EC3 = Plastic</p> <p>EC3T = Plastic (+ Terminal Housing)</p> <p>EC4 = Metal</p> <p>EC4T = Metal (+ Terminal Housing)</p>	<p>XX = Male NPT</p> <p>XX = Male BSPT</p> <p>XX = Male JIC</p> <p>XX = Male DIN 24</p> <p>XX = Male DIN 60</p> <p>XX = Female FSX</p> <p>XX = Female O-Seal</p> <p>XX = Female DIN 24</p> <p>XX = Female DIN 60</p> <p>XX = Female Sanitary Flange</p> <p>XX = Female Flange PN10</p> <p>XX = Female Flange PN16</p> <p>XX = Female Flange PN25</p> <p>XX = Female Flange 150#</p> <p>XX = Female Flange 300#</p> <p>XX = Female Flange Encapsulated</p>	<p>5 = 5 Pin Round</p> <p>7 = 7 Pin Round</p>	<p>12 = 12 VAC</p> <p>24 = 24 VAC</p> <p>48 = 48 VAC</p> <p>115 = 115 VAC</p> <p>220 = 220 VAC</p> <p>480 = 480 VAC</p> <p>600 = 600 VAC</p> <p>XX = Other (Specify)</p>

TTFC-01 Temperature Controllers

The temperature is measured by a sensor processed by the microcontroller and displayed. After comparing actual and preset values, the appropriate output relays are switched.

- LED display works to -25°C
- Programmable -50°C to 500°C
- 16A resistive load alarm contact
- Sensors with 2 or 3 wires



THORBURN FLEX - Canada
 165 Oneida, Pointe-Claire, Quebec
 Canada, H9R 1A9
 Tel: +1-514-695-8710
 Fax: +1-514-695-1321
 sales@thorburnflex.com
 1-800-363-6613
 (Toll Free North America)



ASME "NPT"
 Sec. III Class 1



ASME "U"
 Sec. VIII Div. 1



N285.0, B51
 CGA CR96-001




97/23/EC
 Module H



UL
 536

ISIR Romania | CNCAN Romania | EN 13480-2002 | HAF 604 China | TSG China



Engineering Capabilities & Experience

Thorburn's design engineering expertise is supported by advanced FEA software that offers powerful and complete solutions for both routine and sophisticated engineering problems. Thorburn's engineers can analyse and provide innovative solutions for pipe and duct motion problems including dynamic vibration, nonlinear static, linear static, thermal gradient through material wall thickness, acoustic impedance and fatigue using a common model data structure and integrated solver technology.

Design & Materials

- ASME Code Sections I, II, III, VIII, IX, B31.1 & B31.3
- ISO 10380 Corrugated Metal Hose & Hose Assemblies
- NACE MRO175-2009/ISO 15156-2009 compliance
- FEA - Finite Element Analysis

Welding and Fabrication Capabilities

- Arc, Pulse Arc, TIG, MIG, Core Wire
- Tube Welding, Track Welding, Automated Flame Cutting & Welding
- Rolls, Positioners, Turntables
- Automated Tube Welding DIN 6mm (1/4") to DIN 300mm (12")
- Hydro-Forming Convolutions DIN 25mm (1") to DIN 750mm (30")
- Mechanical Forming Convolutions DIN 6mm (1/4") to DIN 300mm (12")

NDT/NDE Programs & Design Verification Testing

- Weld X-Ray to 300KV-5MA / Welds Dye Penetrant to ASME Sec V
- Vacuum Testing 29.9" HG and Hydrostatic or Nitrogen Pressure Testing to 1,000 bar (15,000 psi)
- Impulse Testing to 680 bar (10,000 psi) at 204°C (400°F).
- Burst Testing up to 4,000 bar (60,000 psi)
- Pliability Fatigue & Deflection Testing ISO 10380:2012
- Seismic & Vibration Analysis in Acceptance with ASME Sec III
- Helium Mass Spectrometer Leak Testing



www.thorburnflex.com