



NT72 Quick Couplings

Serving The Nuclear Industry

Canada 
www.thorburnflex.com

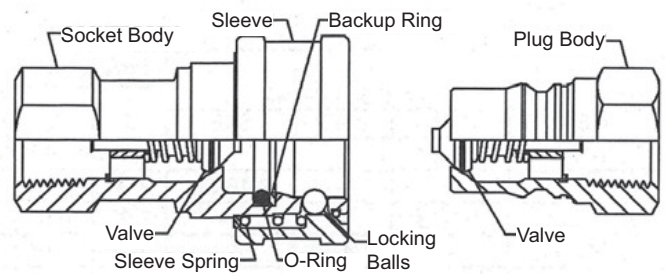
High Quality Custom Flexible Piping Systems

Thorburn Flex offers unmatched capabilities and expertise in applications engineering, design development and manufacture of custom flexible piping systems for PHWR/PWR nuclear power plants. Operating under a strategy of global presence, Thorburn Flex has structured and developed a specific nuclear business unit used to service this niche market sector. Through this nuclear business unit, our products consistently meet and exceed all quality design requirements of our PHWR/PWR nuclear reactor business partners.

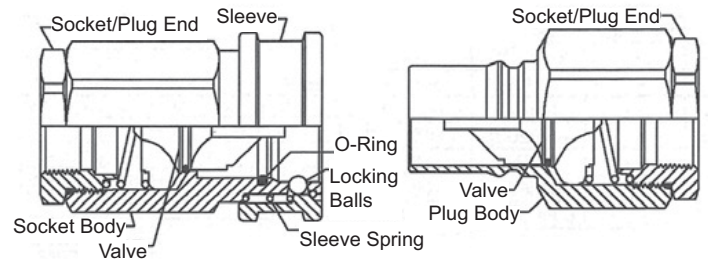
NT72 - Double Shut-Off Valve Quick Couplings



NT72 Quick Coupling: 1/4" - 2" Design



NT72 Quick Coupling: 2 1/2" - 3" Design



Advantages:

- High Flow - Low pressure drop
- Sizes 1/4" to 3"
- Proven ball-lock mechanism provides positive connections
- Poppet style double shut-off
- Half the pressure drop and twice the flow rate of the NQCH Series
- Sockets & Plugs conform and meet ISO 7241 Series B Couplings (including two way shut-off & non-valved series)
- Can be designed, manufactured and registered (C/W CRN) to ASME B31.1, B51, CSA N285.2 and ASME Section III, Class 2, 3 & 6 Sevice
- Optional non-valved (straight through) design available

How to Order NT72 Quick Couplings

Part Number Example & Description

(Part number must follow the order listed below)

NT72-12-C-S6-FP-B-SL-NC2

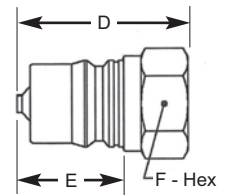
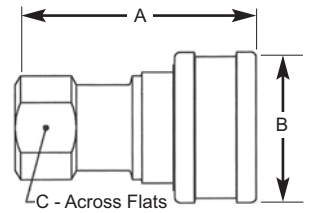
NT72 TYPE	12 SIZE	C COUPLING HALF	S6 MATERIAL	FP END TYPE FITTING	B SEAL	SL OPTIONS	NC2
NT72	04= 1/4" 06= 3/8" 08= 1/2" 12= 3/4" 16= 1" 20= 1 1/4" 24= 1 1/2" 32= 2" 40= 2 1/2" 48= 3"	C= Coupler N= Nipple DP= Dust Plug DC= Dust Cap	B=Brass S6=SS316	FP= Female NPT XX= Special End	V= Viton B= Buna N E= EPDM	SL= Sleeve Lock NV= Non Valved	NC3= Class 3 NC2= Class 2 Blank= Class 6

NT72 Series Technical Data

Dimensional Information

Nominal Size	Thread	A		B		C		D		E		F	
	in	in	mm	in	mm	in	mm	in	mm	in	mm	in	mm
1/4	1/4-18	2.26	57	1.14	29	0.75	19	1.52	39	0.96	24	0.75	19
3/8	3/8-18	2.56	65	1.42	36	0.88	22	1.75	45	1.15	29	0.88	22
1/2	1/2-14	2.96	75	1.86	47	1.13	29	2.03	52	1.27	32	1.13	29
3/4	3/4-14	3.48	88	2.22	56	1.31	33	2.36	60	1.65	42	1.31	33
1	1-11 1/2	4.13	105	2.61	66	1.75	45	2.85	72	1.88	48	1.63	41
1 1/4	1 1/4-11 1/2	4.51	115	2.73	69	2.38	61	4.25	108	1.92	49	2.38	61
1 1/2	1 1/2-11 1/2	4.82	122	3.23	82	2.38	61	4.76	121	2.09	53	2.38	61
2	2-11 1/2	5.55	141	4.11	104	3.75	95	5.49	140	2.52	64	3.75	95
2 1/2	2 1/2-8	6.14	156	4.11	104	3.75	95	6.08	154	2.52	64	3.75	95
3	3-8	7	178	4.11	104	4	102	6.94	176	2.52	64	4	102

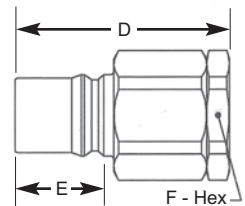
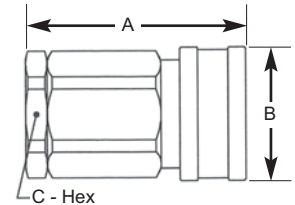
Sizes: 1/4" to 1"



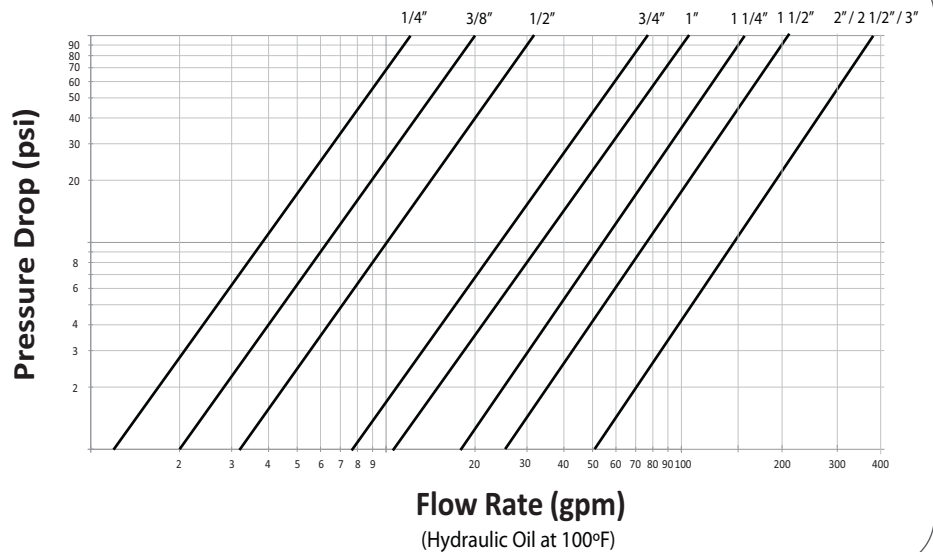
Pressure Rating

Nominal Size	Stainless Steel				Brass			
	Working Pressure		Minimum Burst		Working Pressure		Minimum Burst	
	psi	bar	psi	bar	psi	bar	psi	bar
1/4	5500	379	22000	1517	3500	241	14000	965
3/8	3500	241	14000	965	2500	172	10000	690
1/2	3500	241	14000	965	3000	207	12000	827
3/4	3000	207	12000	827	2000	138	8000	552
1	3000	207	12000	827	1500	103	6000	414
1 1/4	1200	83	4800	331				
1 1/2	1500	103	6000	414				
2	700	48	2800	193				
2 1/2	700	48	2800	193				
3	700	48	2800	193				

Sizes: 1 1/4" to 3"



NT72 Flow Rate & Pressure Drop Chart

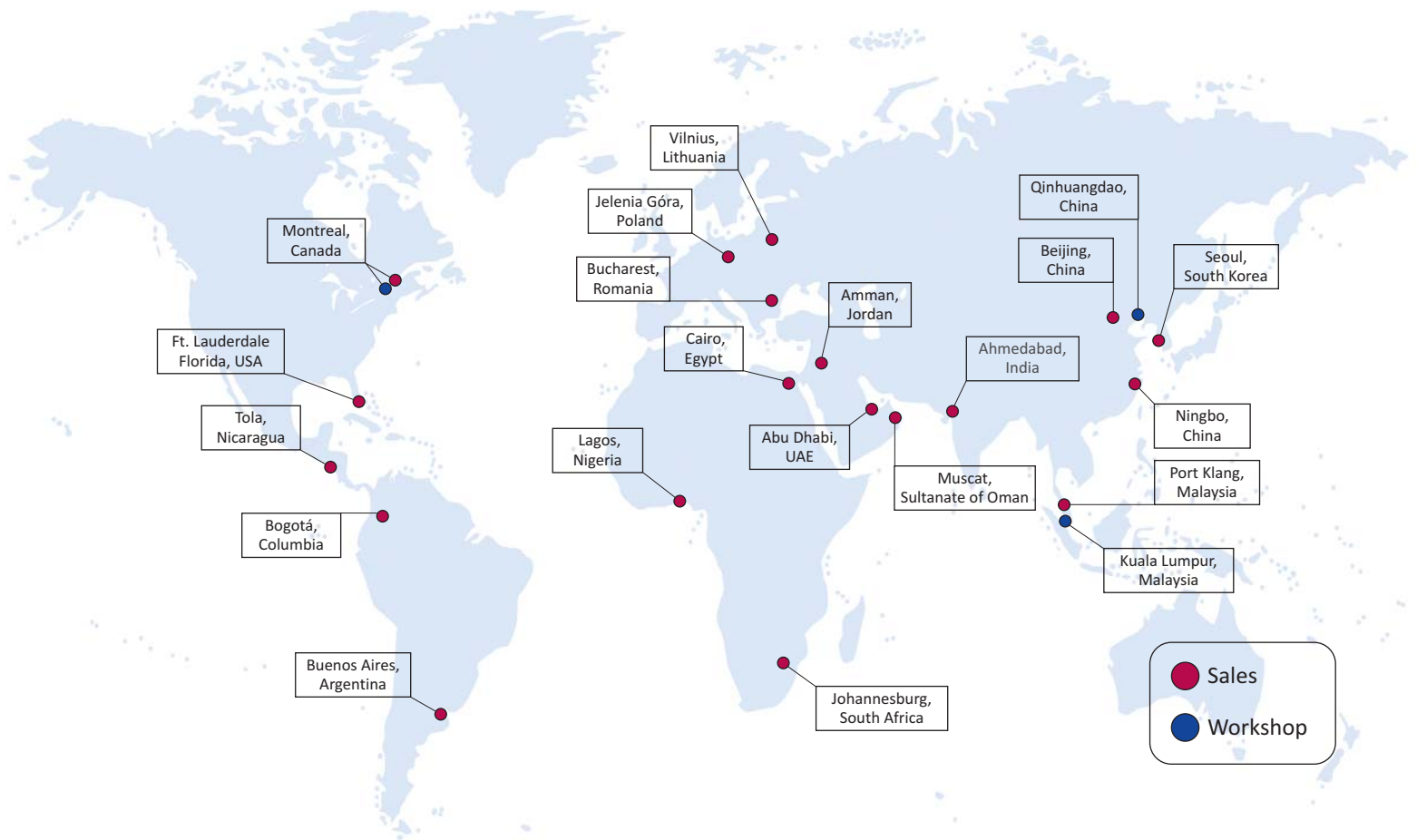


THORBURN FLEX - Canada
 165 Oneida, Pointe-Claire, Quebec
 Canada, H9R 1A9
 Tel: +1-514-695-8710
 Fax: +1-514-695-1321
 sales@thorburnflex.com



ISIR Romania | CNCAN Romania | EN 13480-2002 | HAF 604 China | TSG China
 (CRN for all Canadian Provinces)

Thorburn's Global Presence



www.thorburnflex.com